


Type:

Job:



**"For fans of the asymmetrical"**

Sleek and seamless Euro-styled body and lens with 5" height and sharp .5" trim detail. Seamless and evenly lit flat white acrylic lenses and independent uplight.

**OLV-30-LED35-HO-FWA-D1**  
 7284 Delivered Lumens  
 118 Watts  
 62 lm/w  
 INTERTEK TEST  
 #102999977LAX-002

**LUMEN OUTPUT:  
Direct (D1)**

	LO	MO	SO	HO
<b>OLV-30:</b> lm/w	2900	3750	5000	7275
	42	58	80	118
<b>OLV-40:</b> lm/w	5000	6750	8850	12500
	70	97	133	200



Lumen output may vary +/- 5%  
 3500K used for lm/ft estimates above  
 4000K +2% If, 3000K -2%, 2700K -4%

See LED Details PDF for more info

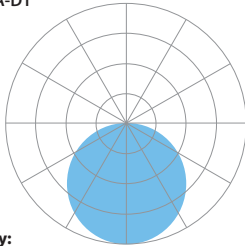


SERIES	LED COLOR	OUTPUT	SHIELD-ING	COLOR/FINISH	DISTRIBU-TION	CIRCUIT-ING	VOLT-AGE	MOUNTING	CEILING SYSTEMS	DRIVERS	OPTIONS
OLV-30 3" Dia.	LED3 3000K	LO Low	FWA Flat White Acrylic Lens	TMW Textured Matte White (Standard)	D1 Direct Solid Top <b>NOTE:</b> Only 1 row of LEDs	SC Single Circuit	UNV (120-277)	SUR Surface Mount (1" Standoff from ceiling, NA with T-bar)	X1 T-Bar 15/16" or 9/16" Exposed (Standard) Consult fac- tory for 3/4" Tegular	ND Non-Dimming DM10 0-10v, 10% Dimming (Standard) DM01 0-10v, 1% Dimming, STEP Step Dimming, 100-50-Off, Osram <b>NOTE:</b> Lumens and watts per foot may differ for STEP drivers, consult factory	EML* Emergency Battery, Low (400 delivered lumens, available in 4' only, unless remote)
OLV-40 4" Dia.	LED35 3500K LED4 4000K	MO Medium SO Standard HO High PROG Programmable Light Output (Specify desired lm or w/ fixture) <b>NOTES:</b> Specify separate output Down / Up if desired eg. LO/HO (Low Down, High Up) Consult factory for uplight lumen output OLV-30:: NA LO or MO Uplight unless Downlight is same output level	YGW Gloss White Y____ Premium Color CC Custom Color <b>NOTE:</b> All canopies are painted the same color as the fixture. Consult factory to specify	D9 Semi- Direct <b>NOTE:</b> Only 1 row of LEDs, 17% Up, 83% Down. To specify more or less Uplight, see Output.	DC Dual Circuit (Two feeds required, D9 only)	347 (Emergen- cy battery requires a Step Down trans- former)	MPCA48", 96" or 144" Monopoint Mounting (18" min from fixture to ceiling) <b>NOTE:</b> Fixture may spin with air movement CA48", 96" or 144" Aircraft Cable (Adjustable) SSC____ Top-Swivel Stem Mount (X3 only - Specify length)	X3 Hard Ceiling X6 Slot Grid or Interlude	LDE5 5%, Lutron (Ecosystem) LDE1 1%, Lutron (Soft Fade to Black, Ecosystem) LTE 1% Forward Phase, 2 Wire, Lutron (120V only) ECO 1% 0-10v, EldoLED ECDA 1% DALI, EldoLED SOLO 0.1% 0-10v, EldoLED (Dim to Dark) SODA 0.1% DALI, EldoLED (Dim to Dark)	EMH* Emergency Battery, High (550 delivered lumens) IBC Insulated Braided Cord PRUBIN Meticulous Binning and Labeling every LED Board within a 2-Step MacAd- ams Ellipse *SUR -remote mount only, within 30" of fixture	



D1

**High Output:**  
**OLV-30-LED35-HO-FWA-D1**  
 7284 Delivered Lumens  
 118 Watts  
 62 lm/w  
 Test  
 #102999977LAX-002



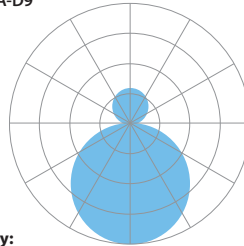
**Zonal Lumen Summary:**  
 0-90 = 100%

2512

Vertical Angle	0	25	45	65	90
0	2512	2512	2512	2512	2512
5	2499	2500	2501	2501	2501
15	2410	2411	2411	2410	2410
25	2235	2236	2234	2233	2232
35	1984	1988	1985	1982	1980
45	1675	1676	1671	1668	1666
55	1316	1313	1308	1306	1307
65	924	922	917	915	914
75	723	723	718	717	716
85	527	527	522	522	521
90	0	0	0	0	0

D9

**High Output:**  
**OLV-30-LED35-HO-FWA-D9**  
 8748 Delivered Lumens  
 138 Watts  
 63 lm/w  
 Test  
 #102999977LAX-002



**Zonal Lumen Summary:**  
 0-90 = 100%

2472

Vertical Angle	0	22.5	45	67.5	90
0	2472	2472	2472	2472	2472
5	2450	2455	2455	2459	2423
15	2347	2346	2351	2359	2359
25	2163	2161	2167	2174	2183
35	1911	1905	1911	1919	1932
45	1596	1594	1594	1603	1617
55	1247	1236	1235	1243	1255
65	868	853	853	859	870
75	489	875	475	479	488
85	139	131	140	145	145
90	41	31	34	48	29
95	63	68	74	74	68
115	204	208	211	213	211
125	289	293	294	297	297
135	374	376	377	380	382
145	451	453	451	455	459
155	510	511	511	515	518
165	554	554	554	5558	561
175	578	575	577	581	585
180	582	582	582	582	582

**LUMEN OUTPUT:**  
**Direct/Semi-Direct (D9)**

D1 ON PREVIOUS PAGE

		LO	MO	SO	HO
<b>OLV-30:</b>	lm	3275	4550	6075	8750
	w	48	68	94	138
<b>OLV-40:</b>	lm	5350	6500	9900	13800
	w	80	102	153	218

**LUMEN MAINTENANCE**

Designed to last with cool running mid-power LEDs projected to maintain 90% (L90) of their initial output for 100,000 hours (at HO), and L70 exceeding 150,000 hours.

**LED SYSTEM** LED modules and drivers are field replaceable.

**PROG** (OPTIONAL) Programmable light output. Specify desired lumens or watts, consult factory for min and max on Sky Oculus Series.

**BINNING** Standard binning (all Prudential LED boards) includes testing at the chip level and board integration to provide consistent color temperature within a 3-step MacAdams ellipse. +/- 100 lumens, +/- 100k CCT and +/- .004 Duv

**PRUBIN™** (OPTIONAL) Prudential Ltg's exclusive 'job binning' method that ensures color temperature consistency across all luminaires on a project. Meticulously testing and labeling **EVERY LED BOARD** to +/- 25 lumens, +/- 50k CCT and +/- .004 Duv — while also separating positive from negative — allows us to match color, hue and intensity throughout a project and provides a consistent color temperature within a 2-step MacAdams ellipse.

**LABELS**

ETL damp labeled and I.B.E.W. manufactured.

**ELECTRICAL**

Must specify LED dimming controls. LED fixtures have constant current driver(s) with less than 20% THD when loaded to a minimum of 60%. Drivers sink a maximum of 6mA per driver. DM10 LED drivers are 0-10V dimmable and are compatible with most 0-10V wall slide dimmers and direct 0-10V analog signal dimmers.

**CONSTRUCTION**

**Housing** Extruded aluminum, rolled and welded, >25% PC recycled, 100% recyclable

**Lens** Flat acrylic, 100% recyclable.

**MOUNTING**

Surface or suspended by aircraft cables, top-swivel stems.

**WARRANTY**

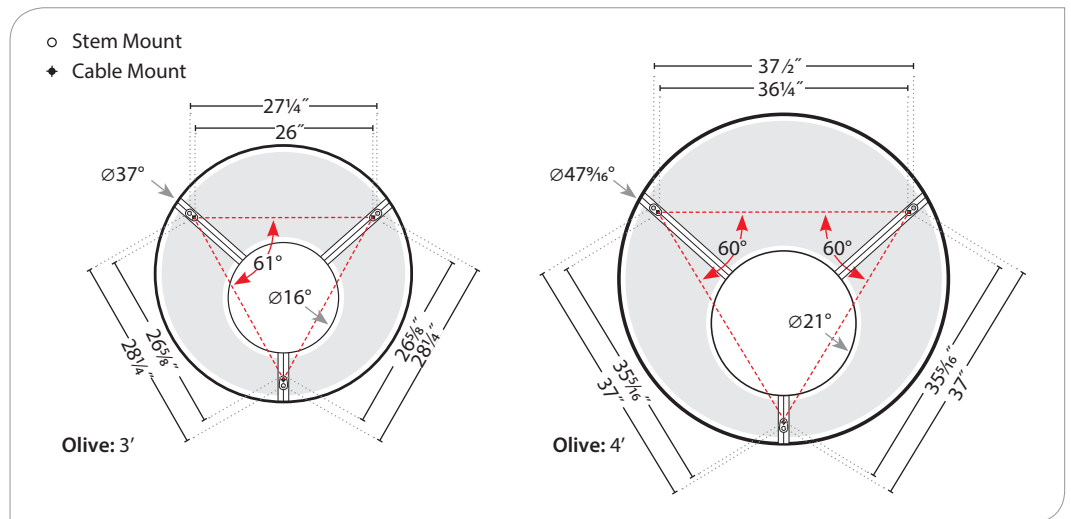
Single-source, 5 year limited warranty covers standard components and construction.



YSW – Seashell White (Matte)	YCH – Champagne (Metallic)
YSL – Silver (Metallic)	YPE – Pewter (Matte)
YRG – Rain Grey (Gloss)	YSTM – Storm Grey (Matte)
YBK – Black (Matte)	YBB – Black (Semi Gloss)
YSKM – Sky (Matte)	YMB – Military Blue (Matte)
YIB – Interstate Blue (Matte)	YSAM – Sapphire (Matte)
YFGM – Forest Green (Matte)	YBR – Bronze (Matte)
YBY – Boysenberry (Matte)	YSRM – Sunset Red (Matte)
YOR – Orange (Matte)	YDAM – Daffodil (Matte)



MOUNTING LOCATIONS



Choose from one of our Premium Colors with no set-up fee.

For paint chip samples, please email: [info@prulite.com](mailto:info@prulite.com)

MOUNTING OPTIONS

